

Montgomery Elementary School Newsletter

Friday, December 21, 2007

The Montgomery Historical Society will be holding its annual Carols & Candles celebration at Pratt Hall, Saturday, Dec. 22nd at 5:00 p.m. – with songs, stories, dance and refreshments. Everyone is welcome!



SCHEDULE: Basketball games start at 6 p.m. unless noted otherwise:

TH, 1/3 Montgomery @ Sheldon
T, 1/8 Montgomery @ Berkshire
TH, 1/10 Enosburg @ Montgomery

SKI PROGRAM– Skiers in gr. 4-8 will board the bus to the mountain at 9:00 a.m. and they will be back at school for regular busses. Ski money must be turned in **WEDNESDAY** for a student to ski that Friday. Ski dates:

January 4 & 18
February 1 & 15
March 7, 21 & 28

Note: “Ski foundation” tickets for \$20 may be obtained at Customer Service for students who ski at other times.

8th Grade Transitions Class – Representatives from Richford High School will present information and answer questions during class time on Thursday, January 10th, from 2:15 to 3 p.m.

BFA Course Night – Thursday, Jan. 10th from 7 to 8:30 p.m. Get the scoop on next year’s courses at BFA! All 8th graders, parents and teachers are invited to attend.

NCUHS has 8th Grade Open House scheduled for Thursday, Feb. 21st at 6 p.m.

FYI: Students might be dismissed 5 or 10 minutes early on nights when the roads are bad.

The school board voted recently to increase prices in the school meals program by 10¢ across the board, in an attempt to keep up with rising food costs. **These are the new prices, effective January 2, 2008:**

Milk = 45¢
Breakfast = \$1.10
Lunch = \$1.60

Reduced prices have not changed - 30¢ for breakfast and 40¢ for lunch. New prices for adults will be \$3.10 for lunch and \$1.60 for breakfast.

Notes from the School Nurse: We have had a small number of head lice cases in grades one through three. All children involved have been treated, and all children in grades Kindergarten through three have been checked for head lice by the school nurse. The school nurse will check again after vacation. Please check heads at home for tiny nits (lice eggs) attached to the hair shaft near the scalp. They stick to the hair but can be pulled off along the hair shaft using your fingernails.

Attached is information on what to do if you find head lice. A special nit comb from the pharmacy is a good investment. Please remember that many people have had head lice at some time. Head lice are normal human parasites and they do not spread disease. Nobody wants head lice, but anybody can get them. Please be sensitive to the feelings of children and families, as we do not want this to become any more traumatic for them.

Story Time at the Town Library takes place January – April from 3:30 to 4:30 p.m.
*Every 2nd Monday - for ages 8 and older, a Mystery Read and a project.
*Every 4th Monday – for ages 4 – 7, a story and time for crafts.

Happy Holidays!

What to do if your child comes home with head lice:

Don't panic. Anyone—adult or youngster—can get head lice. Head lice are passed from person to person by direct contact or on shared objects (combs, towels, headphones, etc.). *It has nothing to do with cleanliness and does not reflect poorly on you as a parent.* The problem is easily managed. Just follow the instructions below:

1. Check every member of the family.


1. Look for tiny white eggs (nits) on hair shafts, near the scalp, especially at the nape of the neck and behind the ears. Head lice are small grayish-tan insects without wings. Any family member with lice or nits must be treated.



Head lice are small grayish-tan insects without wings. Any family member with lice or nits must be treated.

4. Wash clothes, bed linens, and towels.

4. Use hot water and dry on hot cycle for at least 20 minutes. Items not machine washable



must be dry cleaned or stored at room temperature in a tightly sealed plastic bag for at least two weeks. Items such as headphones and helmets should be similarly bagged and stored.


2. Use an effective head lice treatment.

2. Several are available without a prescription. The creme rinse requires just one application and protects against reinfestation for up to two weeks. Shampoo treatments require a second application 7-10 days after the first, are less effective, and offer no extended protection. Ask your pharmacist for more information.



5. Soak combs, brushes, etc. in hot water.

5. The hotter the better, but at least 130° F. Items should be allowed to soak for 5-10 minutes.




3. Remove all nits.

3. Gently comb the child's hair with the special nit removal comb. These combs are usually provided with the lice treatment products.



6. Vacuum everywhere.

6. To make sure the rest of your home is louse free, you should vacuum, carpets, pillows, mattresses, upholstered furniture, and even the car seats.



Head lice cannot survive without a human host. They cannot survive on family pets. Choose an effective treatment, use as directed, and perform the steps listed above to eliminate head lice from your home and to help prevent their spread in the community.